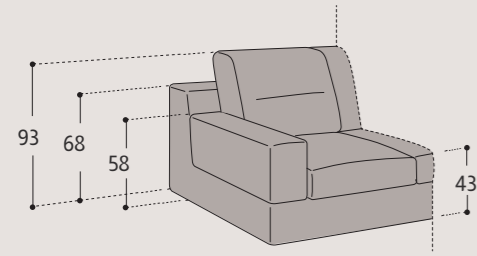
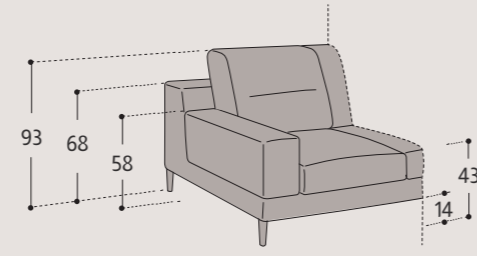


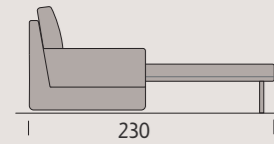
## newport.



## newport.special



### POSSIBILITÀ / POSSIBILITY



Sistema letto aperto  
/ Open bed system



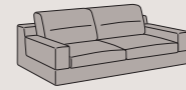
Divano  
L 165 P 92 H 93  
- Letto



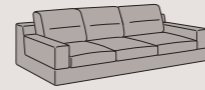
Divano  
L 185 P 92 H 93  
- Letto



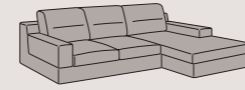
Divano  
L 205 P 92 H 93  
- Letto



Divano  
L 225 P 92 H 93  
- Letto



Divano  
L 255 P 92 H 93  
- Letto



Componibile  
panchetta reversibile  
L 255 P 157 H 93  
- Letto



Poltrona laterale dx/sx  
L 92 P 92 H 93



Poltrona laterale dx/sx  
L 102 P 92 H 93



Divano laterale dx/sx  
L 145 P 92 H 93  
- Letto



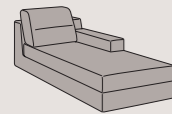
Divano laterale dx/sx  
L 165 P 92 H 93  
- Letto



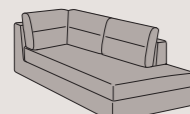
Divano laterale dx/sx  
L 185 P 92 H 93  
- Letto



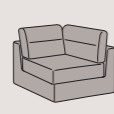
Divano laterale dx/sx  
L 205 P 92 H 93  
- Letto



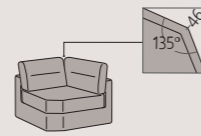
Panchetta dx/sx  
L 102 P 167 H 93



Penisola angolare  
c/pouff dx/sx  
L 92 P 220 H 93



Angolo retto  
L 92 P 92 H 93




Angolo aperto  
L 115 P 115 H 93



Pouff  
L 85 P 65 H 43

### TIPOLOGIA PIEDI / FEET TYPE

#### newport.




**Piede ABS** effetto  
sospeso, di serie  
Standard ABS foot  
suspended effect




**Piede Brick** in legno  
colore nero o beige  
optional  
Optional black or beige  
finish wooden Brick foot

#### newport.special




**Piede Link** in metallo  
finitura nichel nero di  
serie, finitura cromo  
optional  
Standard black nickel  
finish metal Link foot,  
chrome finish optional



**Piede Bill** in metallo  
finitura marrone moka  
optional  
Optional moka brown  
finish metal Bill foot



**Piede Model** in metallo  
finitura cromo o  
manganese optional  
Optional chrome  
or manganese finish  
metal Model foot



**Piede Wily** in metallo  
finitura cromo o  
manganese optional  
Optional chrome  
or manganese finish  
metal Wily foot



**Piede Zed** in metallo  
finitura cromo o  
manganese optional  
Optional chrome  
or manganese finish  
metal Zed foot

### INFORMAZIONI TECNICHE / TECHNICAL INFORMATION

**Struttura:** legno stagionato e agglomerato con imbottitura in poliuretano espanso indeformabile D 30, completamente rivestito in ovatta di poliestere gr 300.

**Molleggio seduta:** nastri elastici in fibra polipropilenica e lattice da mm 80, tesi meccanicamente.

**Cuscini seduta:** in poliuretano espanso indeformabile D 30, rivestiti in ovatta di poliestere.

**Cuscini schienale:** in poliuretano espanso indeformabile D 18, rivestiti in ovatta di poliestere.

**Rivestimenti:** completamente sfoderabile in tessuto, parzialmente sfoderabile in pelle ed ecopelle. Nella versione con rivestimento in pelle ci potranno essere delle cuciture aggiuntive.

**Sistema letto:** disponibile, nella versione Newport, con letto estraibile con rete elettrosaldata e materasso in poliuretano espanso H cm 6; non disponibile nella versione Newport Special.

Structure: seasoned and bonded wood with padding in D30 non-deformable polyurethane foam, fully wrapped in 300 gr. polyester batting.

Seat springing: elastic bands in polypropylene fiber and 80 mm latex, mechanically stretched.

Seat cushions: in D30 non-deformable polyurethane foam, covered in polyester batting.

Back cushions: in D18 non-deformable polyurethane foam, covered in polyester batting.

Upholstery: fully removable in fabric, partially removable in leather or in eco-leather. In the leather version there could be additional sewings.

Bed system: available, in the Newport version, with pull-out bed with electro-welded base and a 6 cm deep mattress in polyurethane foam; not available in the Newport Special version.